

# Using Clever – CUSD Students

Clever can be accessed from either the Chandler Unified School District website or Clever.com. use this document to learn how to login to Clever and access instructional content.

## Accessing Clever Portal – District Website



1. Open a browser (Chrome browser is recommended for optimized experience)
2. Go to [cusd80.com/studentlinks](https://cusd80.com/studentlinks)
3. Select Clever app
4. Log in with your username and password

Contact your teacher if you have forgotten your username or password.

## Accessing Clever – Clever Website

Log in as a student | ▾

1. Open a browser (Chrome browser is recommended for optimized experience)
2. Go to [Clever.com](https://Clever.com)
3. In the top right of screen, you will see a login menu
4. Click the caret and select Teacher/School Admin
5. Search for your school site by name (e.g., Sanborn Elementary School)

**IMPORTANT:** Your school may have the same name as another school in the country. Make sure you select the school for Chandler Unified School District.

6. Log in with Active Directory

Log in

Search for your school

Type school name here...

Search for your school

sanborn elementary

Sanborn Elementary School  
Chandler Unified School District 80

Sanborn Elementary  
Alpena Public Schools

Sanborn Elementary School  
St. Vrain Valley School District, CO

## Account Lockout


After 5 consecutive logon failures, account will be locked out for 30 minutes. Click [here](#) to reset/change password. Please contact [EDTECH Help \[edtechhelp@cusd80.com\]](mailto:edtechhelp@cusd80.com) if you are unable to login to Clever after resetting your password.

## Accessing Learning Applications from Clever – ThinkCentral, McGraw-Hill

You will be able to access learning content from the Clever homepage once you are logged in.

### ThinkCentral – Journeys, Saxon, Go Math

1. Click Instant Login Applications from the left-side menu or scroll down the Homepage until you reach Instant Login Applications.



2. Click ThinkCentral application, you will be prompted to login with your ThinkCentral credentials.

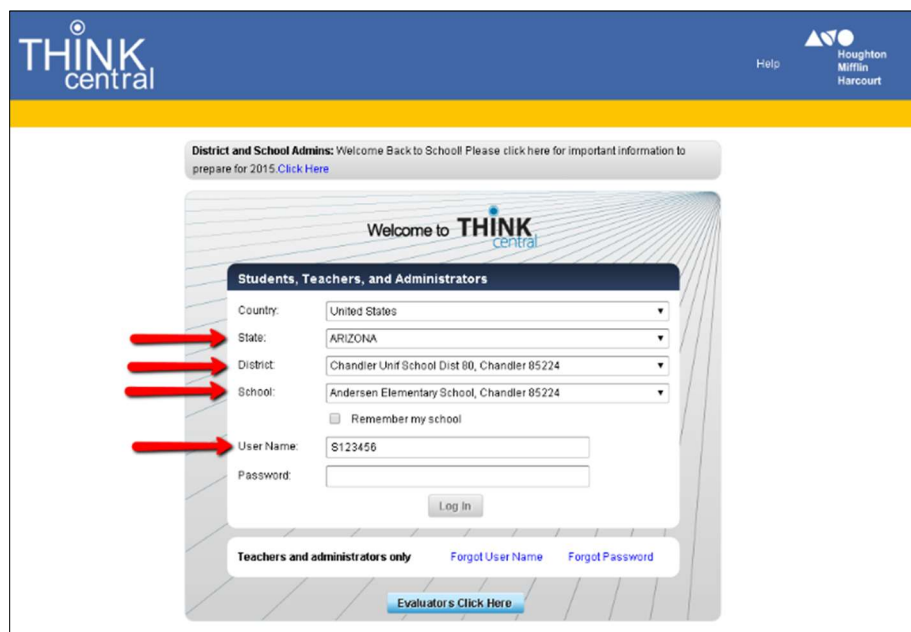
Select **ARIZONA**

Select **Chandler Unif School Dist 80, Chandler 85224**

Select **your school**


Type in your username: S + Student ID@cUSD (ex. S123456@cUSD)

Type in your password: s + Student ID + ! (ex. s123456!)



## McGraw-Hill – My Math, ConnectED

1. Click More apps from the left-side menu or scroll down the Homepage until you reach More apps



2. Click McGraw-Hill icon
3. Click Launch

